

4200 | 4400 | 4600

XACT™

by NORANDEX



NEW CONSTRUCTION WINDOWS

XACT™ 4200

Single-Hung Window



CONVENIENCE AND STYLE

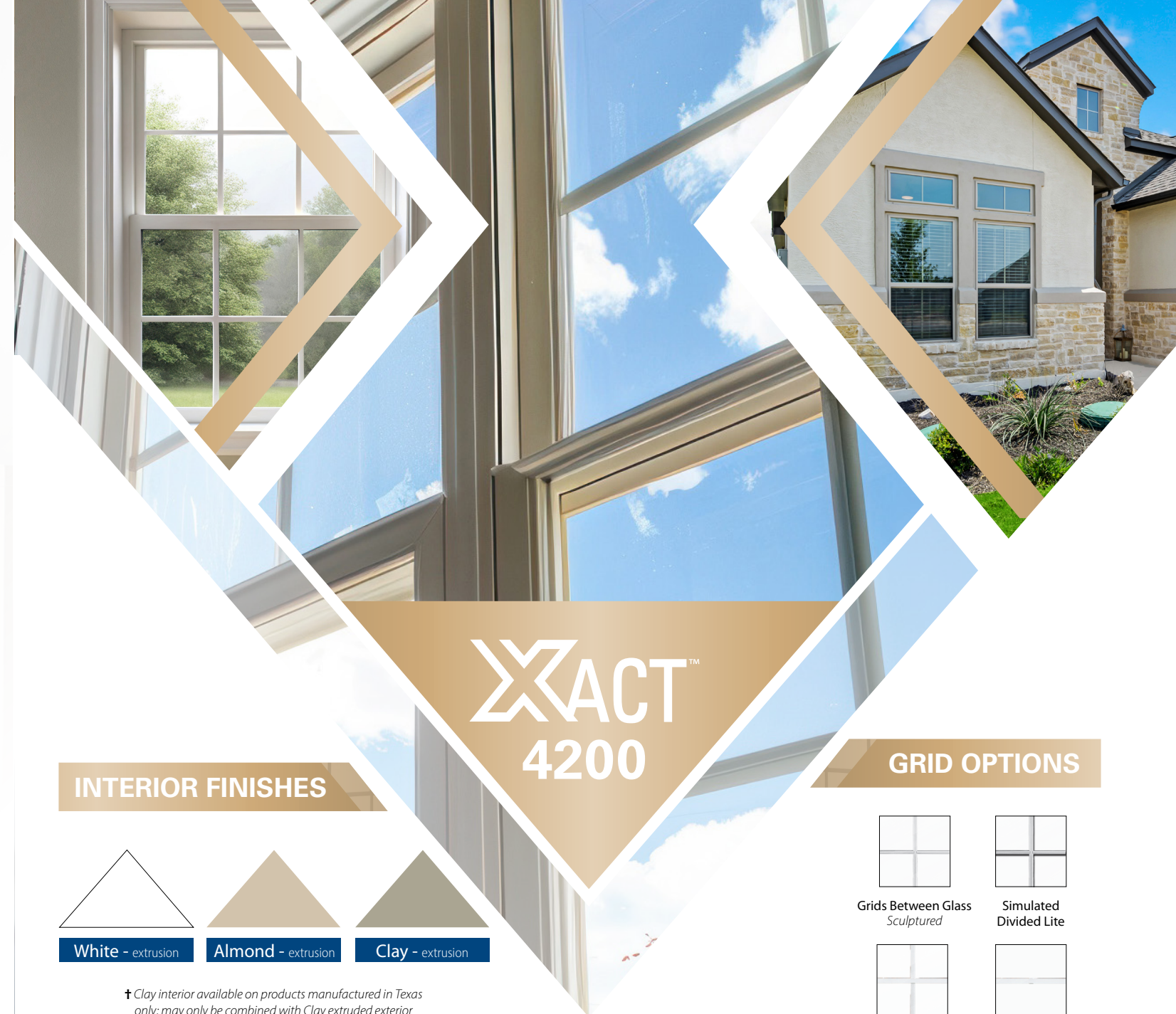


- Beveled exterior profile creates a clean, timeless aesthetic
- Surface-mounted, forced-entry-resistant locks provide a stronger, safer seal
- Full-length lift rail for easy opening and closing
- Tilt-in bottom sash for easy cleaning
- Optional window operating control device for enhanced safety

ENERGY-EFFICIENCY

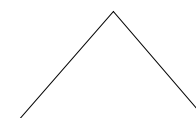


Our Dual-pane insulated glass helps save on heating and cooling costs while enhancing home comfort.



XACT™ 4200

INTERIOR FINISHES



White - extrusion



Almond - extrusion

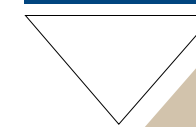


Clay - extrusion

† Clay interior available on products manufactured in Texas only; may only be combined with Clay extruded exterior
‡ Exterior laminate available with white interior only; has a satin finish (matte applies to black paint only)
♦ Exterior paint not available with brickmould

EXTERIOR FINISHES

White - extrusion



Cream - paint



CoCoa - paint



Forest Green - paint



Almond - extrusion/paint



Clay - extrusion/paint



Bronze - laminate/paint



Black - laminate/paint



GRID OPTIONS




Grids Between Glass
Sculptured



Simulated
Divided Lite



Grids Between Glass
Flat



Simulated
Meeting Rail

WINDOW STYLES



3 Lite Slider



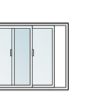
Picture



Specialty Shapes



Single Hung



Slider



Operable Arch

XACT™ 4400

Single-Hung Window



CONVENIENCE AND STYLE



- Brickmould exterior profile offers a timeless appeal
- Dual-opposing, mortised recessed locks create a stronger, safer seal
- Integral lift rail for easy opening and closing
- Tilt-in bottom sash for easy cleaning
- Inverted-coil balances provide smooth operation
- Push-button vent stops enable ventilation without sacrificing safety and security
- Optional window operating control device for enhanced safety

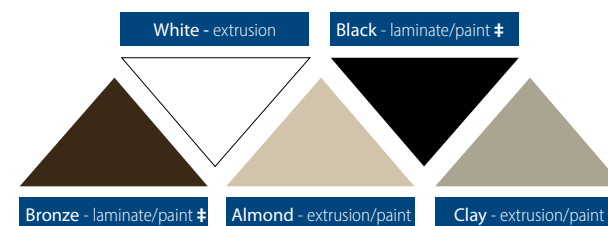
ENERGY-EFFICIENCY



Our Dual-pane insulated glass helps save on heating and cooling costs while enhancing home comfort. Impact option available.

EXTERIOR FINISHES

‡ Exterior laminate available with white interior only

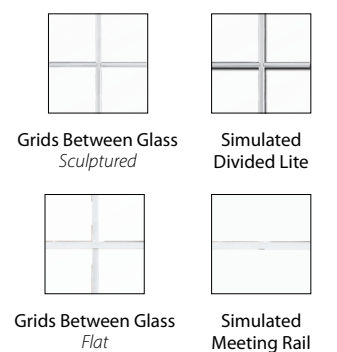


INTERIOR FINISHES

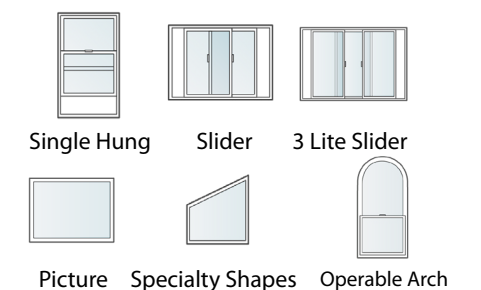


XACT™
4400

GRID OPTIONS



WINDOW STYLES



XACT™ 4600

Double-Hung Window



CONVENIENCE AND STYLE



- Beveled exterior profile creates a clean, timeless aesthetic
- Dual-opposing, mortised recessed locks create a stronger, safer seal
- Full FlexScreen with Clarity Screen mesh allows for optimal ventilation without compromising visibility
- Tilt-in top and bottom sash for easy cleaning.
- Push-button vent stops enable ventilation without sacrificing safety and security
- Inverted-coil balances with detent clip provide smooth operation and prevent sash from drifting

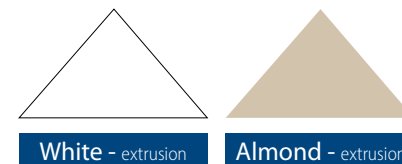
ENERGY-EFFICIENCY



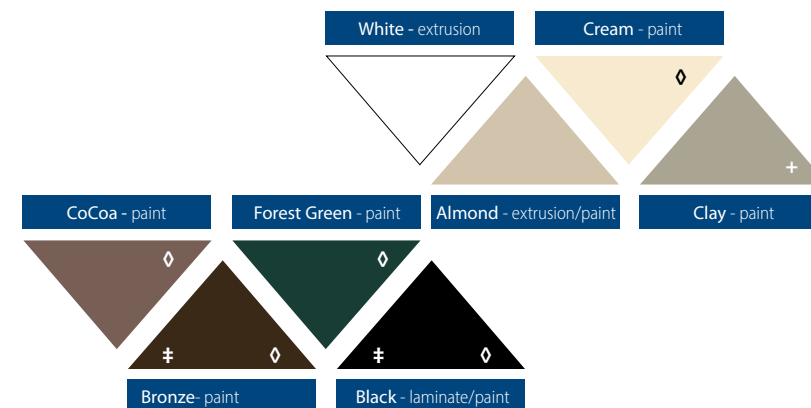
Our dual- and triple-pane insulated glass helps save on heating and cooling costs while enhancing home comfort.



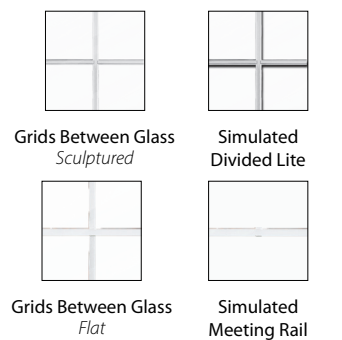
INTERIOR FINISHES



EXTERIOR FINISHES

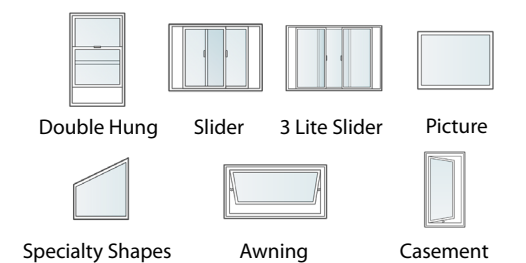


GRID OPTIONS



BLINDS BETWEEN-THE-GLASS
Optional addition to let you control sunlight and privacy without the need for bulky window treatments.
Color Options:
White | Tan | Sand | Espresso | Slate Gray | Silver moon

WINDOW STYLES





The quality of your home matters to us, which is why we provide a range of high-quality products beyond just windows to enhance and safeguard your home. Whether you need vinyl siding, entry doors, soffit, trim or metals, you can be assured that you have chosen reliable, top-performing products to complete your home.



INDUSTRY LEADING WARRANTY

- Lifetime Transferrable Coverage on Frame
- 20 Year Coverage on IGU and Components
- 2 Year Transferable Skilled Labor and Shipping