



SHUTTERS, BLOCKS, & VENTS

WWW.NORANDEX.COM



MOUNTING BLOCKS & UTILITY VENTS



LARGE MOUNTING BLOCK

- Applications include coach lights, HE furnace penetrations, and more
- Can be installed vertically or horizontally
- Accepts the universal electrical box



SPLIT BLOCK

- Applications include hose penetrations, existing receptacles, AC lines, and more
- Largest design in the industry that allows for adequate hand space for hose spigot access



STANDARD MOUNTING BLOCK

- Applications include receptacles, UL receptacles, exterior lights, security cameras, and more
- Can be installed vertically or horizontally
- Accepts the universal electrical box



HOODED MULTIVERSAL I/E VENT

- Intake Applications
(furnace, hot water heater, etc.)
- Exhaust Applications
(dryer vent, furnace, bathroom fan, range fan, etc.)



4" HOODED VENT

- Applications include exhaust fans, dryer fans, and more
- Flapper is designed to prevent "flutter"
- Tube included
- Backplate is square, simplifying cutting siding around the backplate



DIRECTIONAL - MULTIVERSAL I/E VENT

- Intake Applications
(furnace, hot water heater, etc.)
- Exhaust Applications
(furnace, hot water heater, bathroom fan, range fan, etc.)

Not to be used as a Dryer Vent



UNIVERSAL ELECTRICAL BOX

- Easily fits inside the standard and large mounting blocks
- Installs over the wall substrate and housewrap
- 5 knock outs provided to bring the wires inside the box
- Available in black only



LOUVERED - MULTIVERSAL EXHAUST VENT

- Exhaust Application Only
(dryer vent, furnace, bathroom fan, range fan, etc.)
- Tube Extender Included

EVERYTHING YOU NEED. NOTHING YOU DON'T.

Our mission is to maximize the joy associated with selling, installing, and living in a home featuring our products by providing simple, yet elegant design solutions.

• EIGHT POPULAR PROFILES:

- Large Mounting Block
- Standard Mounting Block
- Split Block
- 4" Hooded Vent
- Hooded Multiversal I/E Vent
- Directional - Multiversal I/E Vent
- Louvered Multiversal Exhaust Vent
- Universal Electrical Box



A beautiful collection of darker, richer colors with tremendous curb appeal, providing a real value for homeowners seeking a unique darker finish that stands out and stands apart from others in the neighborhood.

MATCHING NORANDEX COLORS

A43 WHITE	R63 MOCHA PREMIUM	D37 SMOKE PREMIUM
P20 LINEN	T41 RUSSET DESIGNER COLLECTION	C14 SILVER
P21 BEIGE	T43 MAVERICK BROWN DESIGNER COLLECTION	D31 GRANITE PREMIUM
V25 CREAM	T47 RUSTIC CEDAR DESIGNER COLLECTION	D38 VINTAGE GREY DESIGNER COLLECTION
V29 YELLOW	X80 FIREBRICK DESIGNER COLLECTION	D42 SEAPORT DESIGNER COLLECTION
P24 TAN	R62 KHAKI PREMIUM	M70 JAMESTOWN BLUE DESIGNER COLLECTION
P25 CHAMPAGNE	F13 CACTUS	K14 STEEL BLUE DESIGNER COLLECTION
R54 WHEAT	F14 FERN PREMIUM	K12 WEDGEWOOD PREMIUM
R53 SANDSTONE	F16 OLIVE PREMIUM	K17 GENEVA BLUE PREMIUM
R61 SIERRA PREMIUM	H34 ACADIA GREEN DESIGNER COLLECTION	L52 DEEP WATER DESIGNER COLLECTION
R65 COBBLESTONE PREMIUM	H35 MYRTLE DESIGNER COLLECTION	E62 GRAPHITE DESIGNER COLLECTION
R60 TUMBLEWEED PREMIUM	D32 DOVE GRAY PREMIUM	E69 CARBON DESIGNER COLLECTION
D33 HARBOR FOG PREMIUM	C12 VICTORIAN STONE PREMIUM	

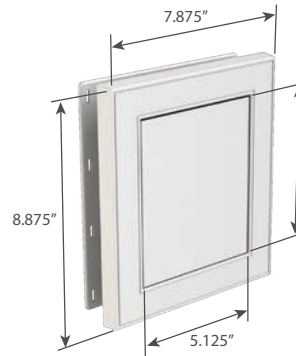
Colors are mechanically reproduced. For color accuracy, please see actual product sample.

PRODUCT SPECIFICATIONS



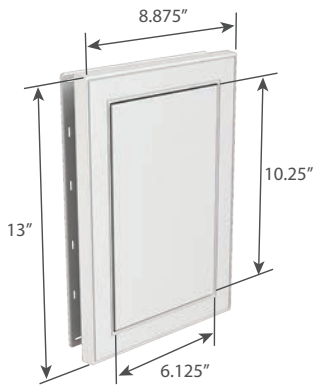
4" Hooded Vent

- Individually shrink wrapped & boxed
- Pocket depths: 0.75", 1", 1.25", 1.5"
- Net-free area: 12.5 sq in



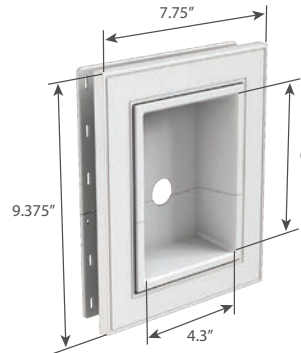
Standard Mounting Block

- Individually shrink wrapped & boxed
- Pocket depths: 0.75", 1", 1.25", 1.5"




Large Mounting Block

- Individually shrink wrapped & boxed
- Pocket depths: 0.75", 1", 1.25", 1.5"




Split Block

- Individually shrink wrapped & boxed
- Pocket depths: 0.75", 1", 1.25", 1.5"




Hooded Multiversal I/E Vent

- Individually shrink wrapped & boxed
- Pocket depths: 0.75", 1", 1.25", 1.5"



Directional-Multiversal I/E Vent

- Individually shrink wrapped & boxed
- Pocket depths: 0.5", 0.75", 1", 1.25", 1.5"



Louvered Multiversal Exhaust Vent

- Individually boxed
- 7.25" x 7.75" Outer Dimension
- 4" Tube Diameter (Open Area: 12.28 sq in)
- 0" - 1" pocket depths

PATENT PENDING

BETTER DESIGN | FASTER INSTALLATION

EASILY ADD AN ELECTRICAL BOX TO MOUNTING BLOCKS

Our Universal Electrical Box fits inside the Standard and Large Mounting Blocks. The electrical box installs over the wall substrate & house wrap, eliminating the need for a box penetration. Five knock-outs are provided to bring wires inside the box. This is a simpler installation and reduces the chance of moisture penetration.



+



=



WIDE SNAP-RING

- Our snap-ring is the widest in the industry, 120% larger than leading competitors. This has a modern look and covers 1.25" (1/4"-3/8" more than the other products on the market). Because the snap ring is wider, cut tolerances are less crucial.

SPACER TABS

- The snap ring cannot be attached if the siding is too close to the block. Spacer tabs are included in our design to assist the installer in quickly identifying the appropriate distance between the cut siding and the block.

SNAP-RING GROOVES

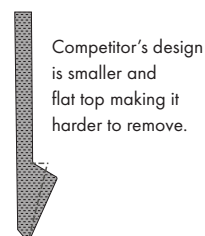


- Grooves in the snap ring allow the snap fit arm to be more flexible.

BIGGER TOOTH

- More flexibility allows for a bigger tooth.

Profile & Color Shown:
Large Block, White

SNAP-RING & SPACER TABS + SNAP-RING GROOVES + BIGGER TOOTH = FLAWLESS INSTALLATION



SHUTTER PROFILES

• THREE POPULAR PROFILES:

- Raised Panel
- Open Louver
- Board & Batten

INCLUDES SHUTTER PLUGS AND SCREWS & CAPS

AVAILABLE IN THE FOLLOWING STANDARD LENGTHS:

31, 35, 39, 43, 47, 51, 55, 59, 63, 67, 71, 75, 81

CUSTOM LENGTHS AVAILABLE:

28-81" in 0.50" increments



PAINTABLE SHUTTERS

- Black Cosmos (050) and Dover White (930) are paintable.
- Please refer to paint instructions.
- Available in all profiles.

RAISED PANEL

14.5" & 12" widths



OPEN LOUVER

14.5" & 12" widths



BOARD & BATTEN

4 board (14.5") & 3 board (11") widths



Shutter colors shown are Navy Night Sky (104) and Cornerstone Gray (410)

9 BEAUTIFUL COLORS

DOVER WHITE (930) PAINTABLE	BLACK COSMOS (050) PAINTABLE	CORNERSTONE GREY (410)
STONE MASON BROWN (022)	COASTAL SAND DUNE (730)	COFFEE BEAN (035)
DARK CHERRY MOCHA (090)	HEATHERED SPRUCE (046)	NAVY NIGHT SKY (104)

Colors are mechanically reproduced. For color accuracy, please see actual product sample.




SIZING YOUR SHUTTERS IS EASY

SELECTING SHUTTER LENGTHS:

- 13 Standard lengths: **31", 35", 39", 43", 47", 51", 55", 59", 63", 67", 71", 75", 81"**
- Board & Batten has 2 battens on heights **31"-54.5"** and 3 battens on **55" and larger**
- Custom lengths available between 28-81" in 0.50" increments
- We recommend selecting a shutter size closest to your window size
- When an exact option isn't available, it is recommended to select the largest, closest size

EXAMPLE SHUTTER SIZES AND POSITIONING




Size:

- Length of window opening

Position:

- Outside window opening




Size:

- Length of window opening

Position:

- Over window trim



Size:

- Length of window trim

Position:

- Outside window trim

SELECTING SHUTTER WIDTHS:

- Choose between the standard 14.5" and 12" for Raised Panel and Open Louver profiles.
- 14.5" and 11" are available in the Board & Batten profile.
- We recommend using the 14.5" width for windows 24" wide and larger.

Smaller Width

14.5" Width

Board & Batten Shutters
Stone Mason Brown



COMPLEMENT YOUR NEW ACCESSORIES WITH OTHER QUALITY EXTERIOR PRODUCTS



Your home deserves the best. That's why, in addition to siding and accessories, we offer other top quality products to beautify and protect your home. Whether it's entry doors, energy-efficient windows, soffit, trim, or metals, you can rest comfortably knowing you've finished your home with performance products that are among the best the industry has to offer.



VINYL SIDING, SOFFIT & ACCESSORIES

1-800-528-0942

www.norandex.com

NorandexSupport@pontiactrail.com