

4200 | 4400 | 4600

XACT™

by NORANDEX



NEW CONSTRUCTION WINDOWS

XACT™ 4200

Single-Hung Window



CONVENIENCE AND STYLE



- Beveled exterior profile creates a clean, timeless aesthetic
- Surface-mounted, forced-entry-resistant locks provide a stronger, safer seal
- Full-length lift rail for easy opening and closing
- Tilt-in bottom sash for easy cleaning
- Optional window operating control device for enhanced safety

ENERGY-EFFICIENCY



Our Dual-pane insulated glass helps save on heating and cooling costs while enhancing home comfort.



XACT™ 4200

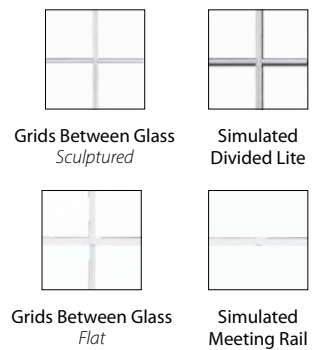
INTERIOR FINISHES

NEW! Black - laminate (single hung & slider only)



† Clay interior available on products manufactured in Texas only; may only be combined with Clay extruded exterior
 ‡ Bronze laminate available with white interior only
 ◊ Exterior paint not available with brickmould
 § Black laminate interior available on black laminate exterior only

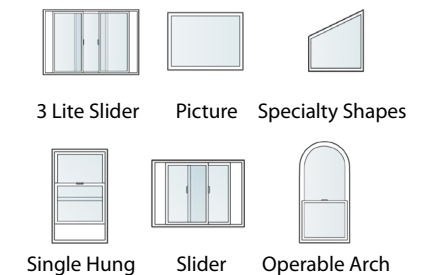
GRID OPTIONS



EXTERIOR FINISHES



WINDOW STYLES



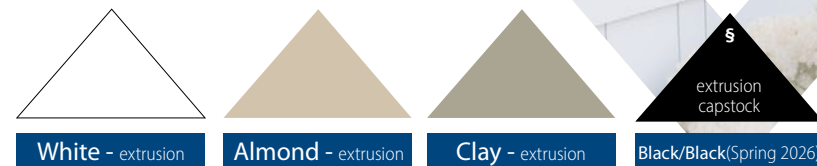
XACT™ 4400

Single-Hung Window

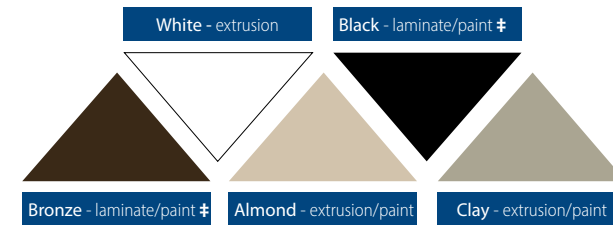


XACT™ 4400

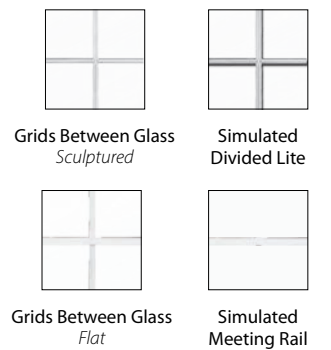
INTERIOR FINISHES*



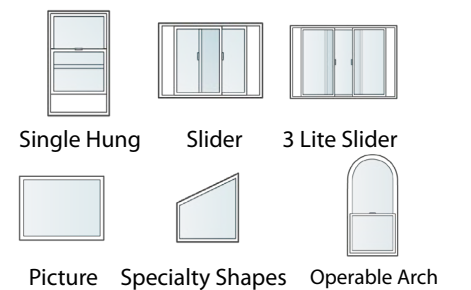
EXTERIOR FINISHES*



GRID OPTIONS



WINDOW STYLES*



CONVENIENCE AND STYLE



- Brickmould exterior profile offers a timeless appeal
- Dual-opposing, mortised recessed locks create a stronger, safer seal
- Integral lift rail for easy opening and closing
- Tilt-in bottom sash for easy cleaning
- Inverted-coil balances provide smooth operation
- Push-button vent stops enable ventilation without sacrificing safety and security
- Optional window operating control device for enhanced safety

ENERGY-EFFICIENCY



Our Dual-pane insulated glass helps save on heating and cooling costs while enhancing home comfort.

Impact option available.

‡ Exterior laminate available with white interior only
 § Black interior/black exterior extrusion capstock available spring 2026 on single hung, picture, and slider windows only
 *Transfer product for non-TX markets regardless of color

XACT™ 4600

Double-Hung Window



CONVENIENCE AND STYLE



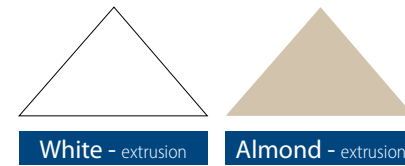
- Beveled exterior profile creates a clean, timeless aesthetic
- Dual-opposing, mortised recessed locks create a stronger, safer seal
- Full FlexScreen with Clarity Screen mesh allows for optimal ventilation without compromising visibility
- Tilt-in top and bottom sash for easy cleaning.
- Push-button vent stops enable ventilation without sacrificing safety and security
- Inverted-coil balances with detent clip provide smooth operation and prevent sash from drifting

ENERGY-EFFICIENCY



Our dual- and triple-pane insulated glass helps save on heating and cooling costs while enhancing home comfort.

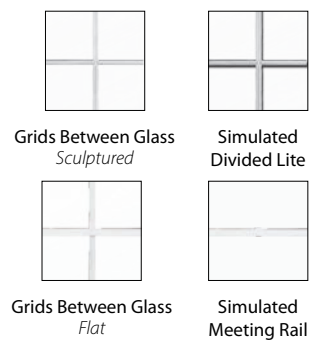
INTERIOR FINISHES



EXTERIOR FINISHES



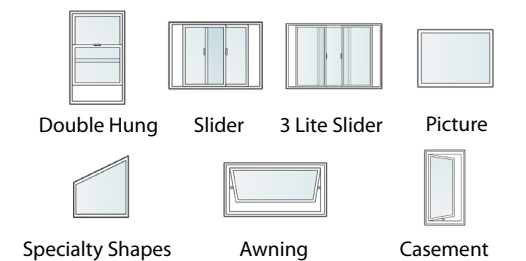
GRID OPTIONS



BLINDS BETWEEN-THE-GLASS
Optional addition to let you control sunlight and privacy without the need for bulky window treatments.

Color Options:
White | Tan | Sand | Espresso | Slate Gray | Silver moon

WINDOW STYLES





The quality of your home matters to us, which is why we provide a range of high-quality products beyond just windows to enhance and safeguard your home. Whether you need vinyl siding, entry doors, soffit, trim or metals, you can be assured that you have chosen reliable, top-performing products to complete your home.



SCAN FOR FULL WARRANTY



INDUSTRY LEADING WARRANTY

- Lifetime Transferrable Coverage on Frame
- 20 Year Coverage on IGU and Components
- 2 Year Transferable Skilled Labor and Shipping