

XACT™

by NORANDEX

REPLACEMENT WINDOWS



XACT™
7600

Double-Hung Window

Our best-selling replacement window features superior styling, handcrafted quality, and exceptional long-term performance. Details like its beveled exterior profile and eight exterior color choices complement energy-efficient options such as a warmedge spacer system, optional foam-enhanced mainframe, and insulated dual-pane and triple-pane glass. Other performance upgrades include heavy-duty weatherstripping and impact-resistant package designed for coastal regions.

7600


CREATE A CUSTOMIZED LOOK

Enhance your home's spaces with a variety of finish options and grid configurations.

EXTERIOR FINISH OPTIONS



INTERIOR FINISH OPTIONS



† Clay interior available on products manufactured in Texas only; may only be combined with Clay extruded exterior; not available with foam or triple-pane glass

¶ Exterior laminate available with white interior only; has a satin finish (matte applies to black paint only)

‡ Woodgrain interior not available with black or clay exterior

§ Black interior available with black laminate exterior only

ENGINEERED TO PERFORM



- Welded, multi-chamber frame and sash
- Interlocking sash with heavy-duty weatherstripping
- Metal-reinforced meeting rail
- Combination sloping sill with upstanding leg
- 3-1/4" frame depth
- Available frame styles: finless, mounting fin
- Wood extension jambs available for 4-9/16" and 6-9/16" wall depths

ENERGY-EFFICIENCY



Our dual- and triple-pane insulated glass package options help save on heating and cooling costs while enhancing home comfort.

CONVENIENCE AND STYLE



- Beveled exterior profile creates a clean, timeless aesthetic
- Dual-opposing, mortised recessed locks create a stronger, safer seal
- Latching extruded half screen allows for optimal ventilation without compromising visibility
- Tilt-in top and bottom sash for easy cleaning.
- Push-button vent stops enable ventilation without sacrificing safety and security
- Inverted-coil balances with detent clip provide smooth operation and prevent sash from drifting

INDUSTRY LEADING WARRANTY




SCAN FOR FULL WARRANTY

- Lifetime Transferrable Coverage on Frame
- Lifetime Glass Breakage
- 20 Year Coverage on IGU and Components

GRID OPTIONS



Grids Between Glass
Sculptured



Simulated
Divided Lite



Grids Between Glass
Flat



Simulated
Meeting Rail

BLINDS BETWEEN-THE-GLASS

Optional addition to let you control sunlight and privacy without the need for bulky window treatments.

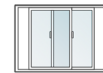
Color Options:

White | Tan | Sand | Espresso | Slate Gray | Silver moon

WINDOW STYLES



Double Hung



Slider



3 Lite Slider



Picture



Specialty Shapes



Awning



Casement



Double Hung
Impact

OTHER WINDOWS AVAILABLE IN THIS SERIES

A complete window line giving you the freedom and options to build the exact window needed for any project

www.norandex.com

1-800-528-0942