

XACT™

by NORANDEX

REPLACEMENT WINDOWS



XACT™
7400

Single-Hung Window

Designed for remodeling, or replacement projects, the Xact 7400 single-hung window is ideal for any home requiring a high-performance product. The slim profile allows for ample sunlight and unobstructed views, which is further enhanced by performance upgrades such as a DP-50 or impact-resistant package designed for coastal regions.



CREATE A CUSTOMIZED LOOK

Enhance your home's spaces with a variety finish options and grid configurations.

7400

EXTERIOR FINISH OPTIONS

White extrusion	‡ Bronze paint /laminate
Almond paint/extrusion	‡ Black Matte paint/laminate
Clay paint/extrusion	§ extrusion capstock
	Black/Black(Spring 2026)
	§ extrusion capstock





INTERIOR FINISH OPTIONS

White extrusion	Clay extrusion	Almond extrusion
-----------------	----------------	------------------







‡ Exterior laminate available with white interior only

§ Black interior/black exterior extrusion capstock available spring 2026 on single hung, picture, and slider windows only

GRID OPTIONS

	
Grids Between Glass <i>Sculptured</i>	Simulated Divided Lite
	
Grids Between Glass <i>Flat</i>	Simulated Meeting Rail

WINDOW STYLES

		
Single Hung	Slider	3 Lite Slider
		
Picture	Impact	Specialty Shapes

ENGINEERED TO PERFORM



- Welded, multi-chamber frame and sash
- 3-1/4" frame depth
- Heavy-duty weatherstripping
- Available frame styles: mounting fin, flange, finless
- Optional StormShield package includes impact-resistant glass with argon, LoE-366 and preserve film to protect the glass until installation is complete
- Optional DP-50 package

ENERGY-EFFICIENCY



Our dual-pane insulated glass package options help save on heating and cooling costs while enhancing home comfort.

CONVENIENCE AND STYLE



- Brickmould exterior profile offers a timeless appeal
- Dual-opposing, mortised recessed locks create a stronger, safer seal
- Integral lift rail for easy opening and closing
- Tilt-in bottom sash for easy cleaning
- Inverted-coil balances provide smooth operation
- Push-button vent stops enable ventilation without sacrificing safety and security
- Optional window operating control device for enhanced safety

INDUSTRY LEADING WARRANTY



- Lifetime Transferrable Coverage on Frame
- Lifetime Glass Breakage
- 20 Year Coverage on IGU and Components

SCAN FOR FULL WARRANTY

OTHER WINDOWS AVAILABLE IN THIS SERIES

A complete window line giving you the freedom and options to build the exact window needed for any project

www.norandex.com
1-800-528-0942