

XACT™

by NORANDEX

NEW CONSTRUCTION WINDOWS



XACT™
4200

Single-Hung Window

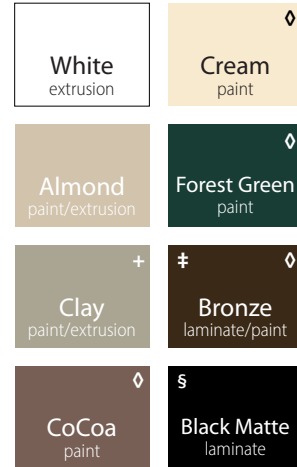
This single-hung window is a top level choice for new construction projects. The multiple color options, stylish beveled profile, full-length lift rail and metal reinforcements at the meeting rail provide aesthetic design and desirable performance.

CREATE A CUSTOMIZED LOOK

Enhance your home's spaces with a variety of finish options and grid configurations.

4200

EXTERIOR FINISH OPTIONS



(single hung & slider only)

INTERIOR FINISH OPTIONS



† Clay interior available on products manufactured in Texas only; may only be combined with Clay extruded exterior
 ♦ Exterior paint not available with brickmould
 § Black laminate interior available on black laminate exterior only.

ENGINEERED TO PERFORM



- Welded, multi-chamber frame and sash
- Available frame styles: fin, finless
- 2-7/8" frame depth
- Available with brickmould accessory and integral J-channel
- Wood extension jambs available for 4-9/16" and 6-9/16" wall depths

ENERGY-EFFICIENCY



Our Dual-pane insulated glass helps save on heating and cooling costs while enhancing home comfort.

CONVENIENCE AND STYLE



- Beveled exterior profile creates a clean, timeless aesthetic
- Surface-mounted, forced-entry-resistant locks provide a stronger, safer seal
- Full-length lift rail for easy opening and closing
- Tilt-in bottom sash for easy cleaning
- Optional window operating control device for enhanced safety

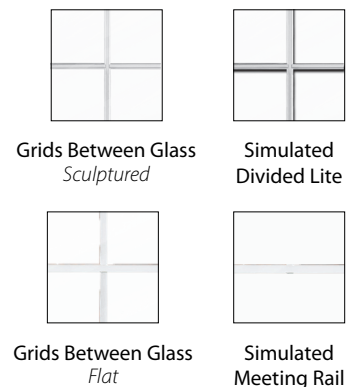
INDUSTRY LEADING WARRANTY



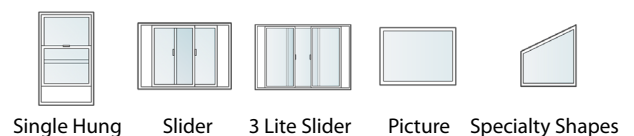
SCAN FOR FULL WARRANTY

- Lifetime Transferrable Coverage on Frame
- 20 Year Coverage on IGU and Components
- 2 Year Transferable Skilled Labor and Shipping

GRID OPTIONS



WINDOW STYLES



OTHER WINDOWS AVAILABLE IN THIS SERIES

A complete window line giving you the freedom and options to build the exact window needed for any project

www.norandex.com
1-800-528-0942