

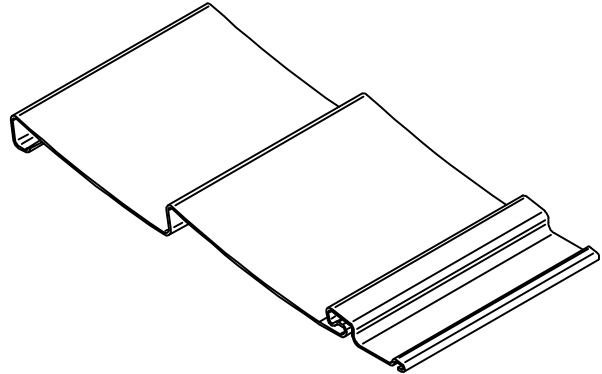
☒ SELECT DESIRED COLOR:

- |                                    |                                       |
|------------------------------------|---------------------------------------|
| <input type="checkbox"/> WHITE     | <input type="checkbox"/> COBBLESTONE* |
| <input type="checkbox"/> CHAMPAGNE | <input type="checkbox"/> ALMOND       |
| <input type="checkbox"/> CREAM     | <input type="checkbox"/> WEDGEWOOD*   |
| <input type="checkbox"/> LINEN     | <input type="checkbox"/> GRANITE*     |
| <input type="checkbox"/> TAN       | <input type="checkbox"/> IVY*         |
| <input type="checkbox"/> SILVER    | <input type="checkbox"/> TUMBLEWEED*  |

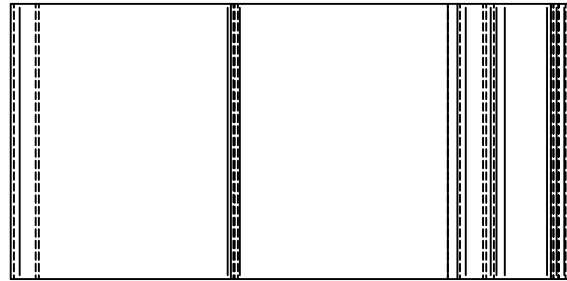
\*PREMIUM COLORS FEATURING  
COLORHOLD® CAPPING RESINS, A  
UV- STABLE ACRYLIC POLYMER.

☒ SELECT DESIRED PROFILE:

- ☐ D4 (12'-6" LENGTH, 2'-4" EXPOSURE) (SHOWN)
- ☐ D5 DL (12' LENGTH, 2'-5" EXPOSURE)



PERSPECTIVE



TOP VIEW



SIDE ELEVATION

**PHYSICAL DATA:**

**PANEL THICKNESS:** .050" (+/- .001")

**PANEL PROJECTION:** 3/4"

**COLOR:** UNIFORMITY IS SPECTROPHOTOMETRICALLY CONTROLLED.

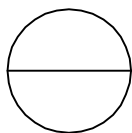
**TEXTURE:** EMBOSSSED WITH A WOOD GRAIN PATTERN.

**LOCK:** OPTICALLY MEASURED AND CONTROLLED.

**GLOSS:** UNIFORM LOW GLOSS MAINTAINED WITH A 75° GLOSSMETER

NOTES:

1. INSTALLATION TO BE COMPLETED IN ACCORDANCE WITH MANUFACTURER'S SPECIFICATIONS.
2. DO NOT SCALE DRAWING.
3. THIS DRAWING IS INTENDED FOR USE BY ARCHITECTS, ENGINEERS, CONTRACTORS, CONSULTANTS AND DESIGN PROFESSIONALS FOR PLANNING PURPOSES ONLY. THIS DRAWING MAY NOT BE USED FOR CONSTRUCTION.
4. ALL INFORMATION CONTAINED HEREIN WAS CURRENT AT THE TIME OF DEVELOPMENT BUT MUST BE REVIEWED AND APPROVED BY THE PRODUCT MANUFACTURER TO BE CONSIDERED ACCURATE.



**SAGEBRUSH**

CLAPBOARD D4