

☒ SELECT DESIRED COLOR:

- | | |
|------------------------------------|---------------------------------------|
| <input type="checkbox"/> WHITE | <input type="checkbox"/> TUMBLEWEED* |
| <input type="checkbox"/> CHAMPAGNE | <input type="checkbox"/> COBBLESTONE* |
| <input type="checkbox"/> CREAM | <input type="checkbox"/> WEDGEWOOD* |
| <input type="checkbox"/> LINEN | <input type="checkbox"/> RUSSET* |
| <input type="checkbox"/> TAN | <input type="checkbox"/> MOCHA* |
| <input type="checkbox"/> ALMOND | <input type="checkbox"/> OLIVE* |
| <input type="checkbox"/> SILVER | <input type="checkbox"/> SMOKE* |
| <input type="checkbox"/> GRANITE* | <input type="checkbox"/> KHAKI* |
| <input type="checkbox"/> IVY* | |

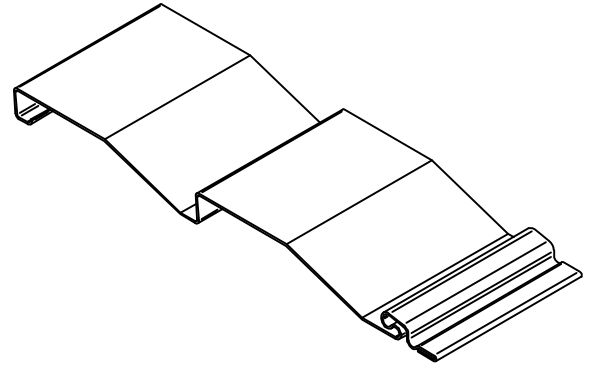
*PREMIUM COLORS FEATURING
COLORHOLD® CAPPING RESINS, A
UV- STABLE ACRYLIC POLYMER.

☒ SELECT DESIRED THICKNESS:
POLYSTYRENE THICKNESS (NOMINAL)

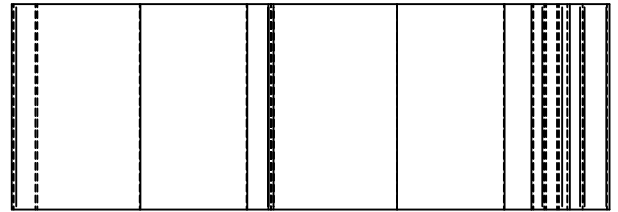
- ☐ D/5 DUTCH LAP - 1 1/8" (SHOWN)

☒ SELECT DESIRED THICKNESS:
VINYL SIDING THICKNESS

- ☐ .046" (± .001")



PERSPECTIVE



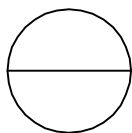
TOP VIEW



SIDE ELEVATION

NOTES:

1. INSTALLATION TO BE COMPLETED IN ACCORDANCE WITH MANUFACTURER'S SPECIFICATIONS.
2. DO NOT SCALE DRAWING.
3. THIS DRAWING IS INTENDED FOR USE BY ARCHITECTS, ENGINEERS, CONTRACTORS, CONSULTANTS AND DESIGN PROFESSIONALS FOR PLANNING PURPOSES ONLY. THIS DRAWING MAY NOT BE USED FOR CONSTRUCTION.
4. ALL INFORMATION CONTAINED HEREIN WAS CURRENT AT THE TIME OF DEVELOPMENT BUT MUST BE REVIEWED AND APPROVED BY THE PRODUCT MANUFACTURER TO BE CONSIDERED ACCURATE.



POLAR WALL PLUS

DUTCH LAP D5