

# REPLACEMENT VINYL WINDOWS



Flawless Beauty, Performance  
and Design

perfe<sup>x</sup>ion  
by NORANDEX

With PerfeXion® you can choose the right windows for your home to enhance the natural beauty of each room, highlight the unique architectural details and add comfort to your home.



PerfeXion vinyl windows:

Meet exceptional durability and low maintenance requirements

Reduce heating and cooling costs

Do not release significant pollutants into a structure

Reduce noise

## REPLACEMENT VINYL WINDOWS

Norandex™ has been offering an impressive line of high-performance exterior building products for more than 60 years. Our focus is to provide both homeowners and contractors with the most innovative, high-quality, cost-effective products on the market, bringing peace of mind to any remodeling project.

### Make the Details Count

Each of these high-performance windows comes in a stylish selection of shapes and sizes to enhance the mood of every room in your home and your lifestyle. Make the details count.



### Outstanding Protection

Norandex's warranty certifies our commitment to total satisfaction. All PerfeXion windows/patio door vinyl components are backed by a Transferable Limited Lifetime Warranty (residential) that protects your investment.



### Environmentally Friendly

Norandex's efforts in producing more energy-efficient and environmentally safe products will keep you more comfortable in your home while supporting our planet.



# REPLACEMENT VINYL WINDOWS

## BENEFITS OF VINYL

- INCREASED COMFORT:** Our high-quality vinyl offers superior insulation for excellent thermal performance and year-round comfort.
- EASY OPERATION:** Designed with premium components to ensure smooth operation and consistent high performance.
- WEATHERABILITY:** Heavy-duty solid vinyl lineals provide optimum strength and durability to withstand some of the toughest climates.
- ENERGY EFFICIENCY:** Vinyl's low thermal conductivity works in tandem with our advanced glass packages to provide greater energy efficiency.
- LOW MAINTENANCE:** Color-through vinyl frames and sashes will never rot, peel, pit, flake or require painting.
- VALUE:** Specifically designed using the industry's most advanced technologies to help lower utility bills and increase the value of your home.


## STANDARD COMPONENTS

Each insulating glass package has four standard components: LowE glass, argon gas, a spacer and glass panes.

**LowE GLASS:** LowE glass packages feature LowE coatings for improved efficiency. Unlike clear glass, LowE coatings help lower heating and cooling costs.

**ARGON GAS:** Optional argon gas is sealed between the glass panes. This odorless, non-toxic gas is much denser than air, so it insulates better.

**A SPACER:** Insulating glass units have at least two panes of glass, separated by a low-conductance spacer that helps minimize the migration and transfer of heat between the glass panes.



**GLASS PANES:** **Dual-pane.** Dual-pane windows consist of two pieces of glass, with the option for LowE, argon gas and a low-conductance spacer.



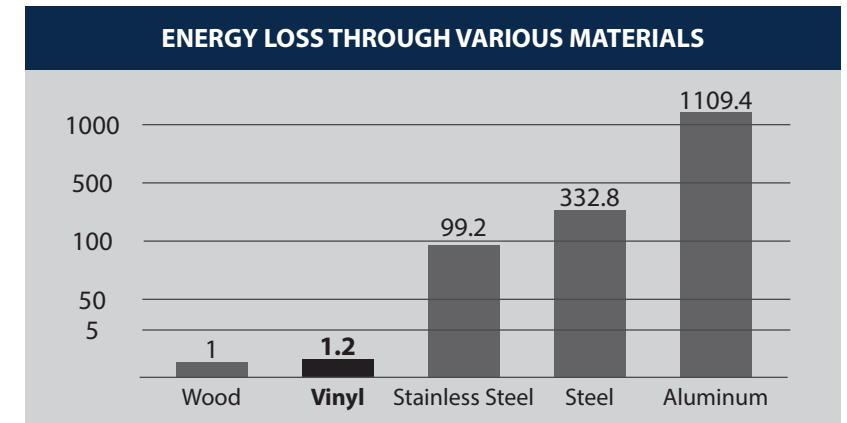
**Triple-pane.** For even greater thermal performance, triple-pane windows feature three panes of glass, creating two separate insulating airspaces.

**Laminated.** Impact-resistant laminated glass consists of a durable interlayer sealed between two layers of glass. This advanced glass package provides increased safety, sound control, UV protection and energy efficiency.

*LowE 3, triple-pane insulating glass units and laminated glass packages are not available on all products.*

## THERMAL CONDUCTIVITY

BTUs that pass through a square foot of material per hour



Testing shows that vinyl windows and doors are comparable to wood in thermal efficiency, although vinyl windows are made to last a lifetime.

Note: Data calculations are based on Frame 3.0 software.

## GLOSSARY

**LowE Glass**  
Glass with a transparent metallic oxide coating which allows short-wave energy to pass through but reflects long-wave infrared energy, improving the U-value.

**Visible Transmittance**  
Visible Transmittance (VT) measures how much light comes through a product. The visible transmittance is an optical property that indicates the amount of visible light transmitted. VT is expressed as a number between 0 and 1. The higher the VT, the more light is transmitted.

**ENERGY STAR®**  
ENERGY STAR is a program of the U.S. Environmental Protection Agency that helps us all save money and protects the environment through energy-efficient products and practices. Windows and doors that meet ENERGY STAR guidelines have been tested for optimum energy efficiency.


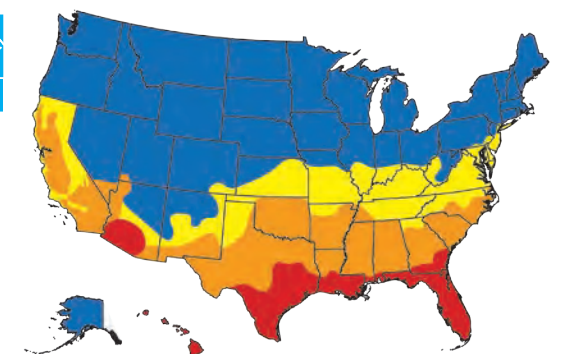
**Argon Gas**  
This odorless, colorless, non-toxic gas is six times denser than air. When used to replace air between glass panes in insulating glass units, it helps reduce temperature transfer.

**U-value**  
The U-value or U-factor is commonly described as the amount of heat transferred through a material. The lower the U-factor, the slower the rate of heat flow and the better the insulating value.

**Solar Heat Gain Coefficient (SHGC)**  
The SHGC refers to the amount of heat from the sun that windows and doors allow into the home. The lower the number, the greater the ability to reduce the amount of heat absorbed into the home.

## ENERGY STAR CLIMATE ZONES

When choosing windows for their energy efficiency, it is important to select a glass package that meets the performance requirements for your climate zone. All PerfeXion innovative glass packages offer exceptional energy efficiency and are designed to accommodate the particular needs of homeowners throughout the United States.



All PerfeXion windows bear the prestigious AAMA Gold Label for certification

**NORTHERN** Mostly Heating **NORTH/CENTRAL** Heating & Cooling **SOUTH/CENTRAL** Cooling & Heating **SOUTHERN** Mostly Cooling

PerfeXion Platinum vinyl replacement windows give added comfort with beautiful styling features to any remodeling project. These high-performance windows come in a stylish selection of shapes and sizes to enhance the mood of every room in your home and your lifestyle.



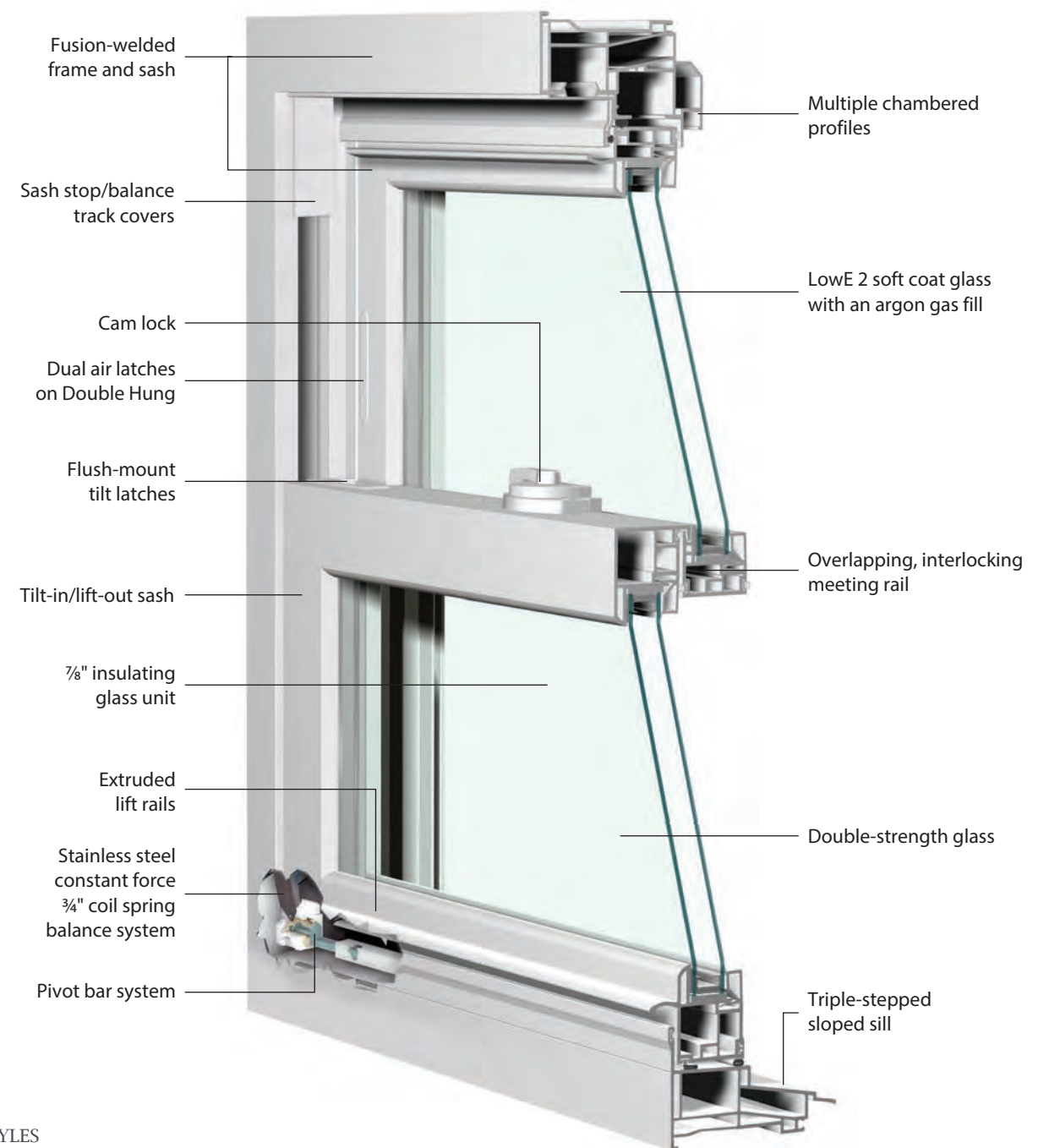
- Standard 7/8" insulating glass unit**  
Set deep into the sash, reducing temperature transfer and condensation
- Specialized LowE glass coatings with argon gas**  
Reduces temperature transfer to help lower energy costs and keep your home comfortable all year long
- Meeting rail\***  
Overlaps and interlocks to create a tighter seal, further reducing air infiltration, and provides a smoother interior appearance

- Triple-stepped sloped sill\***  
Provides a flush seal between the sash and frame along with added water run off
- Multiple points of weather stripping**  
Inhibit wind and rain penetration
- Fusion-welded frame and sash**  
Four-point welding system for maximum strength
- Stainless steel constant force 3/4" balance system\***  
Allows for easy operation

LASTING BEAUTY

Classic frame design with a beveled exterior coordinates with the architecture of your home  
Premium vinyl will retain its beauty for years with virtually no maintenance  
Color-matched hardware blends seamlessly with the window

\*Available on Double Hung windows only



STYLES

Double Hung, 2-lite Slider, 3-lite Slider, Casement, Awning, Picture, Geometric, Bay, Bow, Garden\*\* and Sliding or French Swinging\*\* Patio Door

\*\*Not available in driftwood vinyl, woodgrain laminates and exterior colors

INTERIOR COLORS



\*White  
Tan  
Optional White Laminated Interior  
Driftwood  
Optional White Laminated Interior

\*Standard White extrusion exterior/Optional exterior applied coating colors available

INTERIOR WOODGRAIN LAMINATES



\*Dark Woodgrain  
\*Antique Cherry  
\*Maple  
\*Contemporary Oak

\*Woodgrain laminates are available with standard white or can be upgraded to any of the exterior color options

EXTERIOR COLORS



Chocolate  
Cream  
Pine  
Brick  
Bronze  
Tan  
Driftwood  
Black

\*HARDWARE FINISHES



Standard  
White  
Tan  
Standard with Antique Cherry, Maple, and Contemporary Oak Woodgrain laminates on select window styles  
Dark Bronze  
Sandstone  
Standard only with Dark Woodgrain laminate

\*These hardware offerings are based on Double Hung window style, hardware options may change based on window style (Premium upgrade on select window styles)

Premium  
Polished Brass  
Oil-Rubbed Bronze  
Brushed Nickel

PerfeXion Gold vinyl replacement windows are a simply brilliant way to shed natural light in any room. Their solid construction, performance and maintenance-free operation make them ideal for your next remodeling project.



**Standard 3/4" insulating glass unit**  
Set deep into the sash, reducing temperature transfer and condensation

**Spacer system**  
Reduces transfer of heat and cold and flexes with temperature fluctuations to maintain an effective seal

**Multiple points of weather stripping**  
Inhibit wind and rain penetration

**Fusion-welded frame and sash**  
Four-point welding system for maximum strength

**Meeting rail\***  
Overlaps and interlocks to create a tighter seal, further reducing air infiltration, and provides a smoother interior appearance

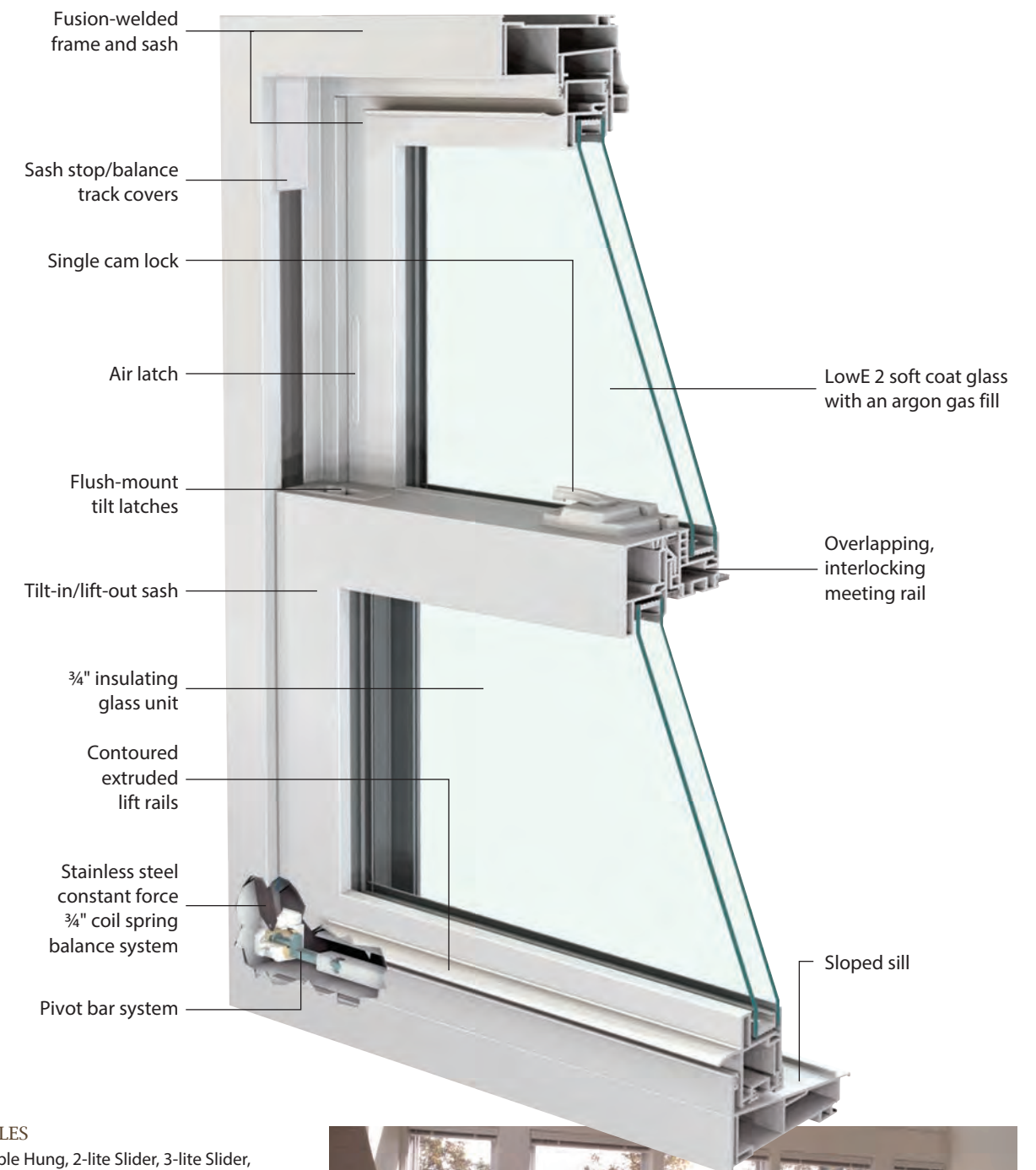
**LASTING BEAUTY**

Classic frame design with a raised exterior provides an attractive appearance

Premium vinyl will retain its beauty for years with virtually no maintenance

Color-matched hardware blends seamlessly with the window

\*Available on Double Hung windows only



**STYLES**  
Double Hung, 2-lite Slider, 3-lite Slider, Geometric and Picture

**INTERIOR COLORS**



PerfeXion Silver vinyl replacement windows light up any room with their impeccable quality, advanced technology, classic design, superb construction and maintenance-free operation. What's more, the ¾" insulating glass provides a thermal barrier, enhancing the beauty and performance of these windows for years to come.



- Standard ¾" insulating glass unit**  
Set deep into the sash, reducing temperature transfer and condensation

---

- Spacer system**  
Reduces transfer of heat and cold and flexes with temperature fluctuations to maintain an effective seal

---

- Multiple points of weather stripping**  
Inhibit wind and rain penetration

- Fusion-welded frame and sash**  
Four-point welding system for maximum strength

---

- Meeting rail\***  
Overlaps and interlocks to create a tighter seal, further reducing air infiltration, and provides a smoother interior appearance

---

- Double-stepped sill**  
Forces water away from your home

---

- Contoured extruded lift rail\***  
Lift rail is molded into the sash for greater stability

**LASTING BEAUTY**

- Narrow frame design offers a wide viewing area, allowing more natural light into the home

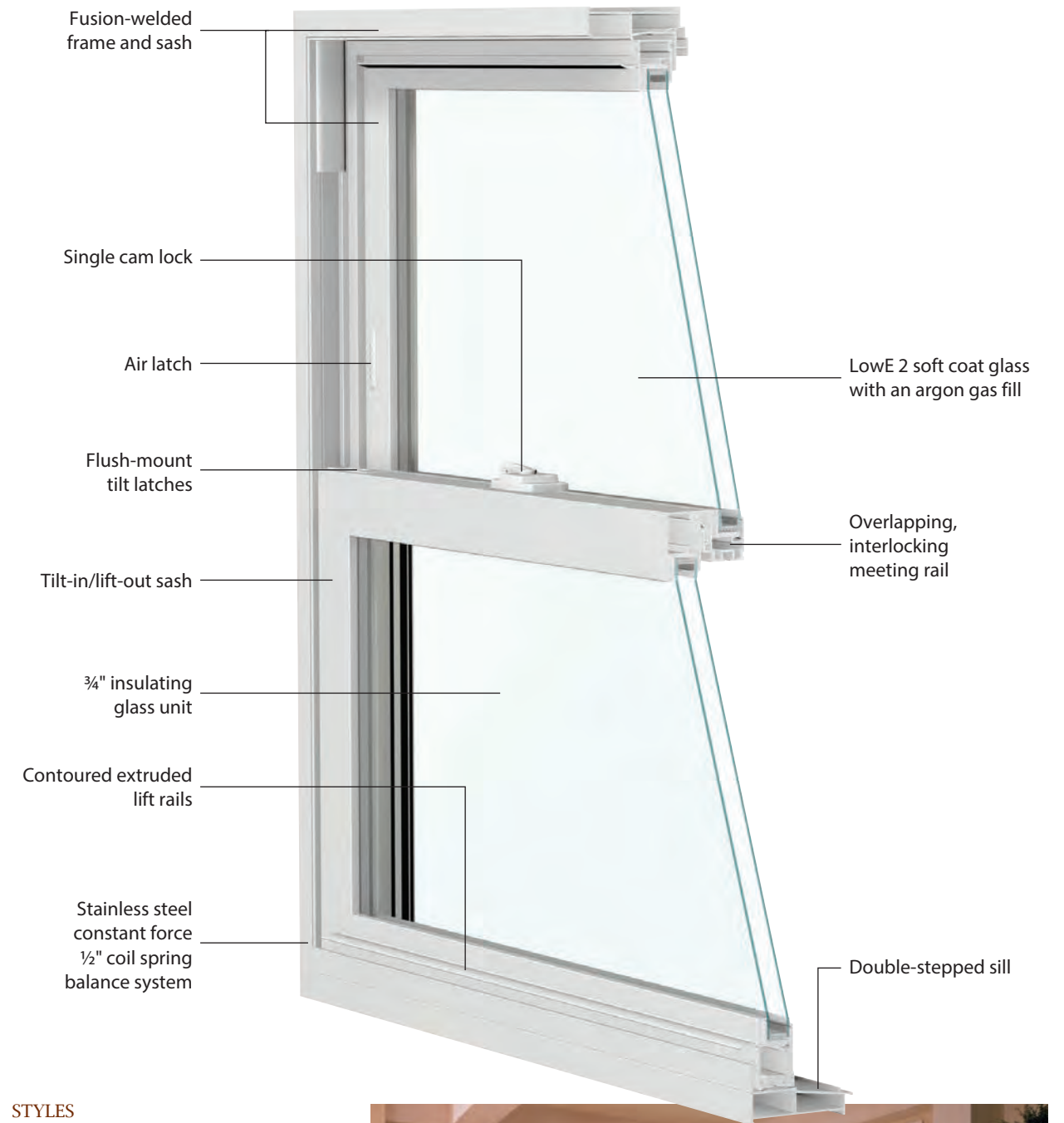
---

- Premium vinyl will retain its beauty for years with virtually no maintenance

---

- Color-matched hardware blends seamlessly with the window

\*Available on Double Hung windows only



**STYLES**


Double Hung, 2-lite Slider, 3-lite Slider, Geometric, Picture and Narrow Frame Patio Door

**INTERIOR COLORS**



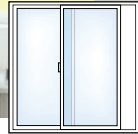
## WINDOW STYLES

With PerfeXion replacement windows, you can choose from a variety of shapes and operating styles to complement any room in your home. Whether you want a classic Double Hung or something more modern, PerfeXion is the right choice for you.



### SINGLE/DOUBLE HUNG

For a timeless look, choose the Single or Double Hung, which is popular in Victorian, Craftsman and Colonial architecture. Both sashes on Double Hung windows slide up and down vertically.



### SLIDER

Slider windows glide horizontally from side to side. Available in a 2- or 3-lite configuration, 3-lite Sliders have operable end vents. They are perfect for replacing large Picture windows to gain ventilation.




### PICTURE

Picture windows are one of the most energy-efficient styles available. They are fixed – with no movable sash. Choose this style when you want to illuminate a room or provide an unobstructed view.



### CASEMENT

The Casement features a hinged sash that opens outward and provides optimum ventilation and a wide-open view. Casements are the most energy-efficient window style available for your home.



### AWNING

A top-hinged window, also called an Awning, swings outward for ventilation. Create a striking look by using multiple Awnings in both vertical and horizontal mullled configurations.



### GEOMETRIC

Customize the look of your home with a stunning Geometric window. The dramatic options provide a contemporary look that will enhance any home.




### BAY

Open up your home and bring the outside in with the addition of a Bay window. The dramatic look of a Bay creates a special nook and adds dimension to any room.



### BOW

A Bow window features windows mullled at 10-degree angles, which creates a rounded, more circular appearance than a bay.



### GARDEN

A Garden Window can bring a little bit of the outdoors in year-round.

## GRID STYLES

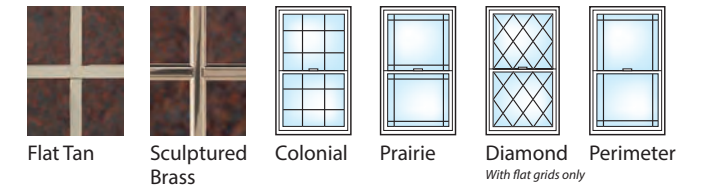
Flat Grids: Tan or Driftwood

Sculptured Grids: White, Tan, Driftwood, Brass or Woodgrain

Grids come in 5/8" flat grids and 3/4" sculptured grids.

Sculptured grids also available in 1" width.

Colors vary per series.



## GIVE YOURSELF A LITTLE PEACE AND QUIET

Do you live in a noisy area or next to a busy street? You might want to consider our laminated glass, which is designed to reduce unwanted noise infiltration. Even if you have just one bedroom or an office that you'd like to be a little quieter, a window with our laminated glass will make a dramatic difference and look just like the rest of our standard glass windows. It also helps protect against unwanted break-ins with a laminated layer that makes breaking through the glass difficult.



## KNOW THE LIGHT

There's nothing like a home filled with beautiful sunlight. Depending on your climate, sunlight can help keep your home warmer during cold winter months. But in summer months, it can increase your cooling costs and cause uncomfortable solar heat gain. And in any climate or season, sunlight can fade carpeting, drapes and furnishings.



### THREE TYPES OF LIGHT



#### UV LIGHT

Can fade carpets, furnishings and artwork.

#### VISIBLE LIGHT

Desired for the illumination that makes your home bright and inviting.

#### NEAR-INFRARED LIGHT

Causes heat gain, can raise energy costs and make your home uncomfortable.

## FEATURES AND OPTIONS

### platinum

#### FRAME

Frame Construction:	Fusion Welded (Optional Balance Covers)
Frame Thickness, Outer Walls:	0.072
Frame Width:	3-1/4"
Frame Profile:	Beveled
Sill:	2-degree, 10-degree Triple- Stepped Sloped
Weep System:	Tank System and Covered Weeps
Profile:	Multiple Chambered

#### SASH

Sash Construction:	Fusion Welded
Sash Thickness, Outer Walls:	0.072
Equal Lite:	Yes
Edges:	Contoured
Interlocks: (Meeting Rail)	Overlapping, Interlocking and Reinforced
Lift Rail:	Extruded
Operation:	Tilt In/Lift Out

#### GLASS

Standard Glazing:	LowE 2/Argon
IG Thickness:	7/8"
Glass Pane:	Dual
Glass Strength:	Double
Glass Options:	Tempered, Bronze Tinted, Grey Tinted, Obscure, Laminated, Triple Pane or ENERGY STAR Glass Packages

#### HARDWARE/ACCESSORIES

Tilt Latches:	Flush Mount
Vent Latches:	Dual Air Latch
Type of Lock:	Cam Lock with Adjustable Keeper
No. of Locks:	Two Standard ≥ 28"
Balance System:	3/4" Stainless Steel Constant Force
Standard Screen:	Half Screen
Screen Option:	Full
Screen Cloth:	Fiberglass or Optional Aluminum
Screen Frame:	Extruded Aluminum

#### PERFORMANCE

DP Rating:	36 x 60 - Max DP55
Certifications:	AAMA Gold Label (Air, Water, Structure, Forced Entry Resistance, Thermal)
U-Factor: (NFRC certified)	0.30 <i>Values shown for double hung/no glass package (One piece of LE2, Argon Gas, Intercept Spacer, 7/8" IGU)</i>
SHGC: (NFRC certified)	0.26

### gold

#### FRAME

Frame Construction:	Fusion Welded (Optional Balance Covers)
Frame Thickness, Outer Walls:	0.072
Frame Width:	3-1/4"
Frame Profile:	Raised
Sill:	10-degree Integral Sloped
Weep System:	Tank System and Covered Weeps
Profile:	Multiple Chambered

#### SASH

Sash Construction:	Fusion Welded
Sash Thickness, Outer Walls:	0.072
Equal Lite:	Yes
Edges:	Squared
Interlocks: (Meeting Rail)	Overlapping, Interlocking Full Interlock
Lift Rail:	Integral
Operation:	Tilt In/Lift Out

#### GLASS

Standard Glazing:	LowE 2/Argon
IG Thickness:	3/4"
Glass Pane:	Dual
Glass Strength:	Single
Glass Options:	Tinted Bronze or Grey, Obscure, Tempered, Double Strength or ENERGY STAR Glass Package

#### HARDWARE/ACCESSORIES

Tilt Latches:	Flush Mount
Vent Latches:	Air Latch
Type of Lock:	Cam Action Lock
No. of Locks:	Two Standard ≥ 28"
Balance System:	3/4" Stainless Steel Constant Force
Standard Screen:	Half Screen
Screen Options:	Full
Screen Cloth:	Fiberglass or Optional Aluminum
Screen Frame:	Rollformed Aluminum or Optional Extruded

#### PERFORMANCE

DP Rating:	36 x 60 - MAX DP50
Certifications:	AAMA Gold Label (Air, Water, Structure, Forced Entry Resistance, Thermal)
U-Factor: (NFRC certified)	0.30 <i>Values shown for ENERGY STAR SOUTH Glass Package (One- piece LowE 3, intercept ultra, 3/4" IGU)</i>
SHGC: (NFRC certified)	0.21

### silver

#### FRAME

Frame Construction:	Fusion Welded (Standard Balance Covers)
Frame Thickness, Outer Walls:	0.072
Frame Width:	3-1/4"
Frame Profile:	Raised
Sill:	Double-Stepped Sloped (Optional Triple-Stepped)
Weep System:	Tank System and Covered Weeps
Profile:	Multiple Chambered

#### SASH

Sash Construction:	Fusion Welded
Sash Thickness, Outer Walls:	0.072
Equal Lite:	Yes
Edges:	Squared
Interlocks: (Meeting Rail)	Overlapping, Interlocking Full Interlock
Lift Rail:	Integral
Operation:	Tilt In/Lift Out

#### GLASS

Standard Glazing:	LowE 2/Argon
IG Thickness:	3/4"
Glass Pane:	Dual
Glass Strength:	Single
Glass Options:	Tinted Bronze or Grey, Obscure, Tempered, Double Strength or ENERGY STAR Glass Package

#### HARDWARE/ACCESSORIES

Tilt Latches:	Flush Mount
Vent Latches:	Air Latch
Type of Lock:	Cam Action Lock
No. of Locks:	Two Standard ≥ 28"
Balance System:	1/2" Stainless Steel Constant Force
Standard Screen:	Half Screen
Screen Options:	Full
Screen Cloth:	Fiberglass or Optional Aluminum
Screen Frame:	Rollformed Aluminum or Optional Extruded

#### PERFORMANCE

DP Rating:	36 x 60 - MAX DP50
Certifications:	AAMA Gold Label (Air, Water, Structure, Forced Entry Resistance, Thermal)
U-Factor: (NFRC certified)	0.30 <i>Values shown for ENERGY STAR SOUTH Glass Package (One- piece LowE 3, intercept ultra, 3/4" IGU)</i>
SHGC: (NFRC certified)	0.21



Through extensive research and development, quality assurance and computerized manufacturing, Norandex has total confidence that our products are completely free of any manufacturer defects. Our products are backed by one of the strongest warranties in the industry.

- All vinyl components are warranted against defects such as peeling, flaking, chipping, blistering and corrosion
- Norandex will repair or replace any product that fails to meet our warranty
- If you sell your home, the warranty can be transferred to the new owner
- Warranty coverage for accidental glass breakage and screens

Norandex's lifetime, transferable, limited warranty certifies our commitment to total customer satisfaction.

#### Lifetime Limited Warranty

**NORANDEX PRODUCTS**  
Norandex Products ("Product") includes the vinyl and hardware components, hardware, glass and screens. This Limited Warranty applies only when all of these parts are genuine Norandex components.

**COVERAGE:**  
Subject to the limitations and exclusions below, and for the duration of the applicable Warranty Period of the Residential Warranty Holder or Commercial/Multi-Resident Warranty Holder (as defined below), Norandex, a division of American Builders & Contractors Supply Co., Inc. (hereinafter, "Norandex"), warrants that the Product will be free from non-conformities in material and workmanship. Norandex will repair or replace any Product that fails to meet the Limited Warranty of a Residential Warranty Holder that is installed up to an elevation of not more than three stories; provided in either case, Norandex may refund the purchase price (the lesser of the original Product/component purchase price or the original catalog list price) if in Norandex's opinion such repair or replacement is not commercially practical or reasonable or cannot timely be made.

#### \*WARRANTY PERIOD:

*For Residential Warranty Holder:* The Lifetime Limited Warranty is transferable by the original Residential Warranty Holder once either (a) to a subsequent Residential owner and the Residential Warranty Period will continue or (b) to a subsequent Commercial/Multi-Resident owner and the Commercial Warranty Period will apply only until the 10th anniversary of the transfer, and in either case only if the warranty has been properly transferred following the procedure described under warranty transfer.

*For Commercial/Multi-Resident Warranty Holder:* 10 Years from the earlier of the date Product was shipped from Norandex or an authorized dealer; transferable to successor non-Residential owners during and for any balance of the 10 year warranty Period and only if the warranty has been properly transferred following the procedure described under warranty transfer.

PerfeXion Replacement Series Warranty	Warranty Holder – Classification and Duration*			
	Residential			Commercial/ Multi-Resident
	Platinum	Gold	Silver	
Warranty Period				
VINYL	Double-Lifetime	Double-Lifetime	Double-Lifetime	10 years
HARDWARE**	Double-Lifetime	Double-Lifetime	Double-Lifetime	10 years
SCREENS	Double-Lifetime	Double-Lifetime	Double-Lifetime	N/A
GLASS	Double-Lifetime	Double-Lifetime	Double-Lifetime	10 years
GLASS BREAKAGE	25-year Glass Breakage Warranty	25-year Glass Breakage Warranty	25-year Glass Breakage Warranty	N/A
BLINDS BETWEEN THE GLASS	10 years	N/A	N/A	3 years
LAMINATED GLASS	20 years	N/A	N/A	10 years
FACTORY-APPLIED EXTERIOR COATING AND CAP STOCK	10 years	N/A	N/A	3 years (non-transferable)
INTERIOR LAMINATES	Double-Lifetime	N/A	N/A	10 years

\*Measured from the date of the original purchase date of the Product  
\*\*10 years on Door Handle Finishes





Siding

## COMPLEMENT YOUR REMODELING PROJECTS WITH OTHER QUALITY EXTERIOR PRODUCTS


In addition to windows, we offer other top quality products to beautify a home and fulfill your construction needs. Whether it's vinyl siding, entry doors, soffit or trim, you can rest comfortably knowing you've finished your project with performance products that are among the best the industry has to offer.



Doors



Soffit



Trim/Accessories



Windows